



## **LT-3100S GMDSS SATELLITE COMMUNICATIONS SYSTEM**

designed and built for the demanding and rough environment at sea

## IRIDIUM GMDSS

The LT-3100S GMDSS System is an Iridium satcom product supporting all GMDSS requirements for SOLAS vessels with 100% global coverage. The LT-3100S GMDSS System is fully compliant and tested towards the new GMDSS standard IEC 61097-16 (2019). The LT-3100S GMDSS System is MED / Wheelmark approved.

## LT-3100S GMDSS IN SHORT

The LT-3100S GMDSS System is small and compact. No requirements for either message terminal or printer. The LT-3100S GMDSS System offers the Iridium GMDSS services, Voice, SMS, and Data. The built-in GNSS/GPS receiver supports tracking functionality and can output NMEA 0183 position data. The LT-3100S GMDSS System can interface to external BAM and ECDIS systems. The Antenna Unit can be installed up to 500 meters from the Control Unit.

- **100% global coverage**
- **Distress Alert & Distress Call**
- **Maritime Safety Information (MSI)**
- **BAM & ECDIS interface**
- **Voice & SMS**
- **Up to 500 m antenna cable**

## PRODUCT DESCRIPTION



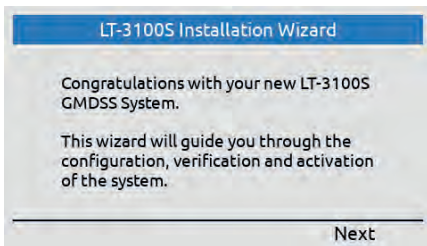
The standard LT-3100S GMDSS terminal is offered in a version that includes control unit & bracket mount, handset & cradle, antenna unit & power cable. The standard version fulfills all the GMDSS basic requirements. Additional services like SSAS, GMDSS Alarm Panels and printer, will require the LT-3140S Interface Unit.

## INTERFACE UNIT

The LT-3140S Interface Unit supports:

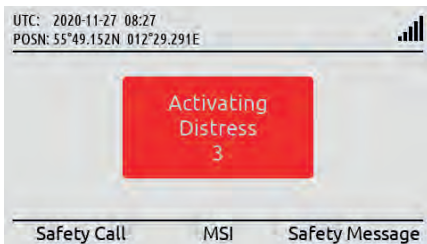
- **3 x LT-3150S Alarm Panel**
- **1 x LT-3160S Printer Adapter**
- **3 x SSAS Alert button (coloured red)**
- **1 x SSAS Test button (coloured green)**
- **2 x RS-422 (BAM / MSI / GNSS)**
- **4 x Ethernet (LT-3110S CU, PC, future use)**





## Installation Wizard

The installation and setup of the LT-3100S GMDSS system has been made user-friendly by adding an Installation Wizard that will guide you through the initial configuration and activation of the system on the Iridium GMDSS Gateway (IGS).



## Activating Distress

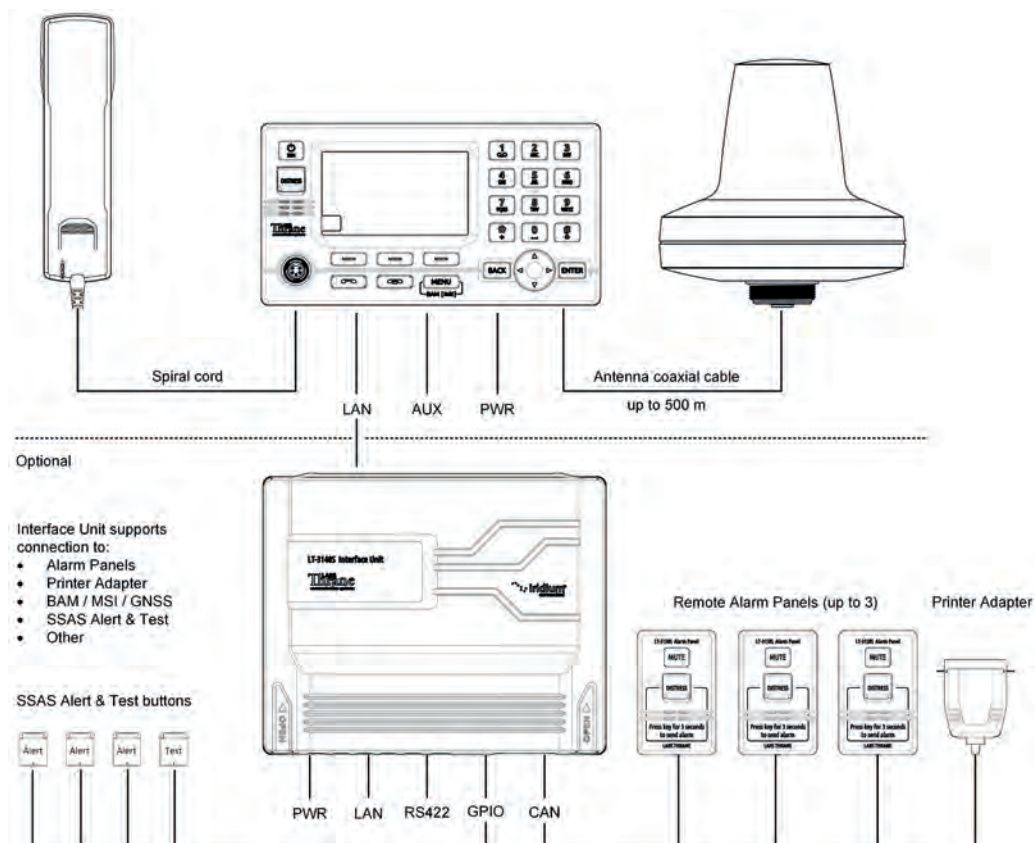
Distress Alert can be activated by pushing the DISTRESS button on the front of the control unit. A Distress Alert message will be sent to the Iridium GMDSS System (IGS) and immediately forwarded to the Rescue Coordination Center (RCC).



## Distress Call

The LT-3100S GMDSS System is supporting both Safety Calling (priority) and General Calling (non-priority). The terminal can be configured to automatically setup a Safety Voice call (priority: Distress) to the RCC, if the DISTRESS button has been activated.

# SYSTEM CONFIGURATION



# SPECIFICATIONS

## LT-3100S GMDSS SYSTEM

Certification & standards Maritime CE, FCC, ISED, RCM, RED, MED (Wheel Mark), RoHS 2, Iridium®

### LT-3110S Control Unit

Weight 0.67 kg (1.48 lbs)  
 Temperature, operational -15°C to +55°C (+5°F to +131°F)  
 IP rating, dust and water IP32  
 Interfaces Ethernet, auxiliary, DC input, chassis ground, Antenna Unit (N conn.), Handset, SIM card  
 Input voltage 12-24 VDC (2.2-1.7 A)

### LT-3120 Handset

Weight 0.30 kg (0.66 lbs)  
 Temperature, operational -15°C to +55°C (+5°F to +131°F)  
 IP rating, dust and water IP32

### LT-3130 Antenna Unit

Weight 0.72 kg (1.59 lbs)  
 Temperature, operational -40°C to +55°C (-40°F to +131°F)  
 IP rating, dust and water IP67  
 Interfaces Control Unit (N conn.)

Antenna communication cable Coaxial cable, up to 500 m (1500 ft)

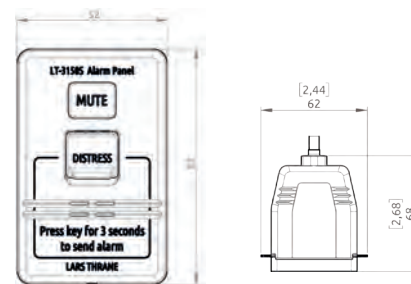
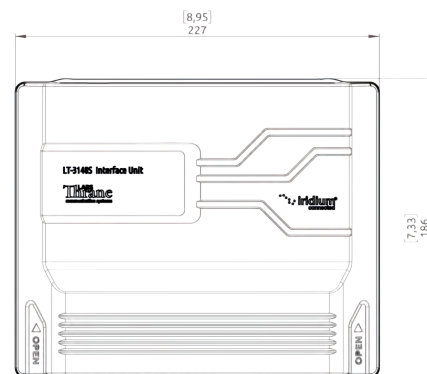
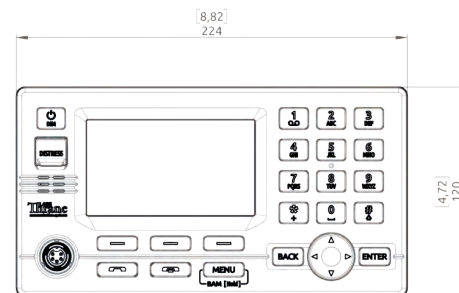
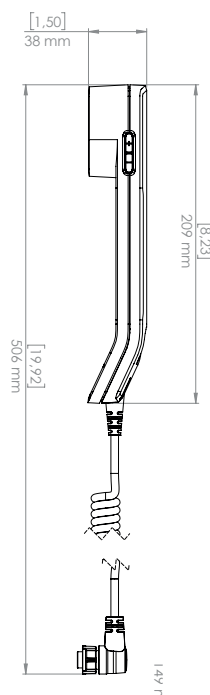
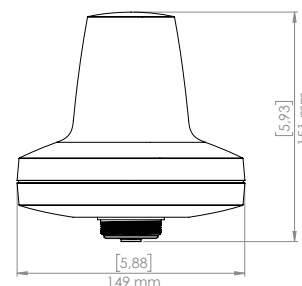
### LT-3140S Interface Unit

Weight 0.71 kg (1.57 lbs)  
 Temperature, operational -15°C to +55°C (+5°F to +131°F)  
 IP rating, dust and water IP20  
 Interfaces 4 x Ethernet, 2 x RS-422, 4 x GPIO, 4 x CAN, DC input, chassis ground  
 Input voltage 12-24 VDC (0.7-0.4 A)

### LT-3150S Alarm Panel

Weight (incl. 25m cable) 0.07 kg (0.15 lbs) / 1.29 (2.84 lbs)  
 Temperature, operational -15°C to +55°C (+5°F to +131°F)  
 IP rating, dust and water IP30  
 Interface CAN

Warranty 2 year  
 Maintenance None



## IN THE BOX

LT-3110S Control Unit	P/N 51-101812
LT-3120 Handset	P/N 51-100988
LT-3121 Cradle	P/N 51-101181
LT-3130 Antenna Unit	P/N 51-100989
Bracket Mount, Control Unit	P/N 91-100771
Power Cable, 3m	P/N 91-102118
User & Installation Manual	P/N 95-102251

## ACCESSORIES

LT-3140S Interface Unit	P/N 51-101814
LT-3150S Alarm Panel	P/N 51-101815
LT-3160S Printer Adapter	P/N 51-101816
Flush Mount, Control Unit	P/N 91-100772
Pole Mount (1.5" pipe, Ø38.8mm), Antenna Unit	P/N 91-100774
Pole Mount (2.0" pipe, Ø53.0mm), Antenna Unit	P/N 91-102550
Aux Cable, 3m	P/N 91-100768
Coaxial Cable Ø10.3mm (up to 500m)	



Lars Thrane A/S  
 Skovlytoften 33  
 DK-2840 Holte, Denmark  
 Phone: +45 88 30 10 00 Fax: +45 88 30 10 09  
 Email: sales@thrane.eu  
 CVR DK-36042443  
 www.thrane.eu